





Lineup

Application		Acceptance inspection of general-purpose, small cells installed in a high-speed sorters	Fully automated production line testing of small cells for power motors or small packs of up to 60 V	Fully automated production line testing of large cells for xEVs or mid-size packs up to 100 V	Fully automated production line testing of large packs for xEVs or large packs up to 300 V	
Model		3561, 3561-01	BT3561A	BT3562A	BT3563A	
Appearance						
Measurement method		AC four-terminal method	AC four-terminal method	AC four-terminal method	AC four-terminal method	
Measurement frequency		1 kHz ±0.2 Hz	1 kHz ±0.2 Hz	1 kHz ±0.2 Hz	1 kHz ±0.2 Hz	
Measurement parameters	Resistance measurement ranges	3 mΩ	N/A	N/A	3.1000 mΩ, 0.1 μΩ, 100 mA	3.1000 mΩ, 0.1 μΩ, 100 mA
		30 mΩ	N/A	31.000 mΩ, 1 μΩ, 100 mA	31.000 mΩ, 1 μΩ, 100 mA	31.000 mΩ, 1 μΩ, 100 mA
		300 mΩ	310.00 mΩ, 10 μΩ, 10 mA	310.00 mΩ, 10 μΩ, 10 mA	310.00 mΩ, 10 μΩ, 10 mA	310.00 mΩ, 10 μΩ, 10 mA
		3 Ω	3.1000 Ω, 100 μΩ, 1 mA	3.1000 Ω, 100 μΩ, 1 mA	3.1000 Ω, 100 μΩ, 1 mA	3.1000 Ω, 100 μΩ, 1 mA
	Max. display, resolution, measurement current	30 Ω	N/A	31.000 Ω, 1 mΩ, 100 μA	31.000 Ω, 1 mΩ, 100 μA	31.000 Ω, 1 mΩ, 100 μA
		300 Ω	N/A	310.00 Ω, 10 mΩ, 10 μA	310.00 Ω, 10 mΩ, 10 μA	310.00 Ω, 10 mΩ, 10 μA
		3 kΩ	N/A	3.1000 kΩ, 100 mΩ, 10 μA	3.1000 kΩ, 100 mΩ, 10 μA	3.1000 kΩ, 100 mΩ, 10 μA
	Basic accuracy	3 mΩ range	N/A	N/A	±0.5% rdg. ±10 dgt.	±0.5% rdg. ±10 dgt.
		30 mΩ range or more	±0.5% rdg. ±5 dgt.	±0.5% rdg. ±5 dgt.	±0.5% rdg. ±5 dgt.	±0.5% rdg. ±5 dgt.
	Voltage measurement ranges	6 V	N/A	6.00000 V, 10 μV	6.00000 V, 10 μV	6.00000 V, 10 μV
		20 V	19.9999 V, 100 μV	N/A	N/A	N/A
		60 V	N/A	60.0000 V, 100 μV	60.0000 V, 100 μV	60.0000 V, 100 μV
		100 V	N/A	N/A	100.000 V, 1 mV	N/A
	Max. display, resolution	300 V	N/A	N/A	N/A	300.000 V, 1 mV
1000 V		N/A	N/A	N/A	N/A	
Basic accuracy		±0.01% rdg. ±3 dgt. *1	±0.01% rdg. ±3 dgt.	±0.01% rdg. ±3 dgt.	±0.01% rdg. ±3 dgt.	
Response time *2		3 ms	10 ms	10 ms	10 ms	
Sampling period *3	Ω or V	4 ms, 12 ms, 35 ms, 150 ms	4 ms, 12 ms, 35 ms, 150 ms	4 ms, 12 ms, 35 ms, 150 ms	4 ms, 12 ms, 35 ms, 150 ms	
EX.FAST, FAST, MEDIUM, SLOW	ΩV	7 ms, 23 ms, 69 ms, 252 ms	8 ms, 24 ms, 70 ms, 253 ms	8 ms, 24 ms, 70 ms, 253 ms	8 ms, 24 ms, 70 ms, 253 ms	
Allowable total line resistance *2,4 (within accuracy)	SENSE line	N/A, N/A, 20 Ω, 20 Ω	N/A, 4 Ω, 30 Ω, 30 Ω	4 Ω, 4 Ω, 30 Ω, 30 Ω	4 Ω, 4 Ω, 30 Ω, 30 Ω	
	SOURCE line	N/A, N/A, 20 Ω, 20 Ω	N/A, 4 Ω, 20 Ω, 40 Ω	4 Ω, 4 Ω, 20 Ω, 40 Ω	4 Ω, 4 Ω, 20 Ω, 40 Ω	
Allowable total line resistance *2,4 (error detection)	SENSE line	N/A, N/A, 20 Ω, 20 Ω	N/A, 6 Ω, 30 Ω, 30 Ω	6 Ω, 6 Ω, 30 Ω, 30 Ω	6 Ω, 6 Ω, 30 Ω, 30 Ω	
	SOURCE line	N/A, N/A, 20 Ω, 20 Ω	N/A, 6 Ω, 20 Ω, 200 Ω	6 Ω, 6 Ω, 20 Ω, 200 Ω	6 Ω, 6 Ω, 20 Ω, 200 Ω	
Open terminal voltage		N/A, 7 V, 7 V peak	25 V, 7 V, 4 V peak	25 V, 7 V, 4 V peak	25 V, 7 V, 4 V peak	
Ranges: 30 mΩ or less, 300 mΩ, 3 Ω or more						
Interface	LAN (TCP/IP, 10BASE-T/100BASE-TX)	N/A	✓	✓	✓	
	RS-232C *5 (Max. 38.4 kbps)	✓ (9.6 kbps fixed)	✓	✓	✓	
	USB	N/A	N/A	N/A	N/A	
	GP-IB	✓ (3561-01 Only)	N/A	N/A	N/A	
	EXT. I/O (37-pin Handler interface)	✓	✓	✓	✓	
	Analog output (DC 0 V to 3.1 V)	N/A	✓	✓	✓	
Function	Contact check	✓	✓	✓	✓	
	Zero adjustment (±1000 counts)	✓	✓	✓	✓	
	Pulse measurement	✓	✓	✓	✓	
	Comparator	Hi/ IN/ Lo	Hi/ IN/ Lo	Hi/ IN/ Lo	Hi/ IN/ Lo	
	Statistical calculations	Max. 30,000	Max. 30,000	Max. 30,000	Max. 30,000	
	Delay	✓	✓	✓	✓	
	Average	2 to 16 times	2 to 16 times	2 to 16 times	2 to 16 times	
	Panel saving/loading	126	126	126	126	
	Memory storage	400	400	400	400	
LabVIEW® driver *6	N/A	✓	✓	✓		
Applicable standards		Safety: EN61010 EMC: EN61326 Class A	Safety: EN61010 EMC: EN61326 Class A	Safety: EN61010 EMC: EN61326 Class A	Safety: EN61010 EMC: EN61326 Class A	
Effect of radiated radio-frequency electromagnetic field (10 V/m) *7		Resistant	Resistant	Resistant	Resistant	
Effect of conducted radio-frequency electromagnetic field	10 V	N/A	Resistant	Resistant	Resistant	
	0.15 MHz to 80 MHz, 80% AM	3 V	Resistant	Resistant	Resistant	
CE		✓	✓	✓	✓	
CSA *8		N/A	Certification in progress	Certification in progress	Certification in progress	

*1: rdg. stands for reading, dgt. stands for digits *2: Typical value *3: When the power supply frequency is 60 Hz
 *4: Total line resistance = wiring resistance + contact resistance + DUT resistance *5: Available as printer I/F
 *6: LabVIEW® Driver is a registered trademark of National Instruments Corporation *7: Test conditions were 80 MHz to 1 GHz at 10 V/m and 1 GHz to 6 GHz at 3 V/m, all at 80% AM
 *8: Canadian Standards Association

Note: Company names and product names appearing in this brochure are trademarks or registered trademarks of various companies.



HEADQUARTERS
 81 Koizumi,
 Ueda, Nagano 386-1192 Japan
<https://www.hioki.com/>



Scan for all regional contact information

DISTRIBUTED BY



SEPTIEMBRE, 31 28022 MADRID
 TEL. 91 300 01 91
www.idm-instrumentos.es
idm@idm-instrumentos.es